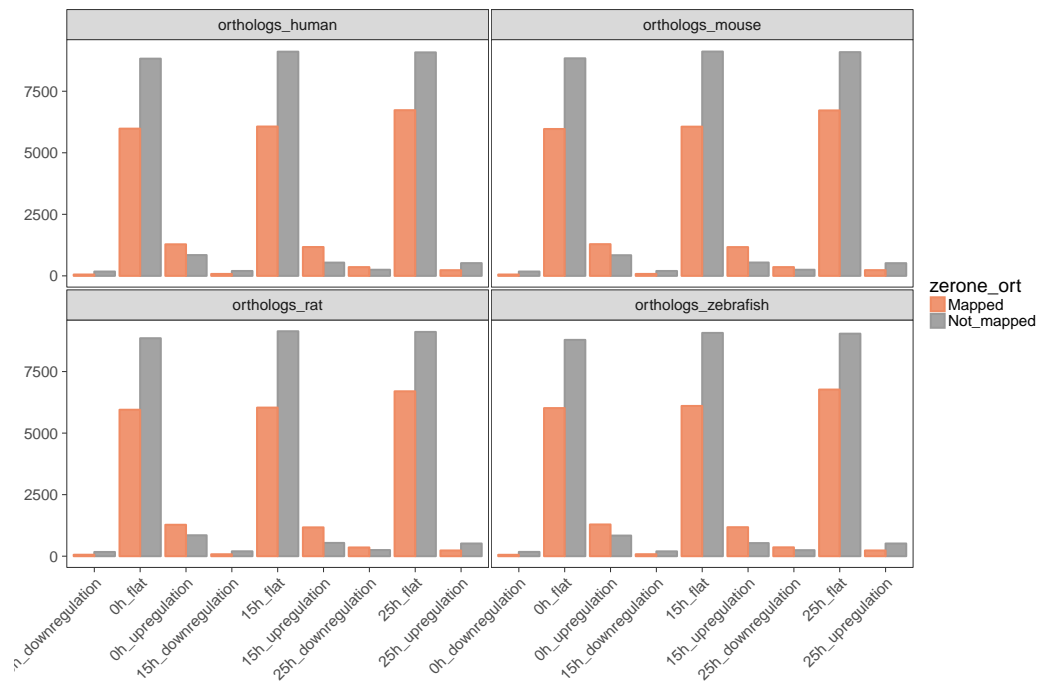
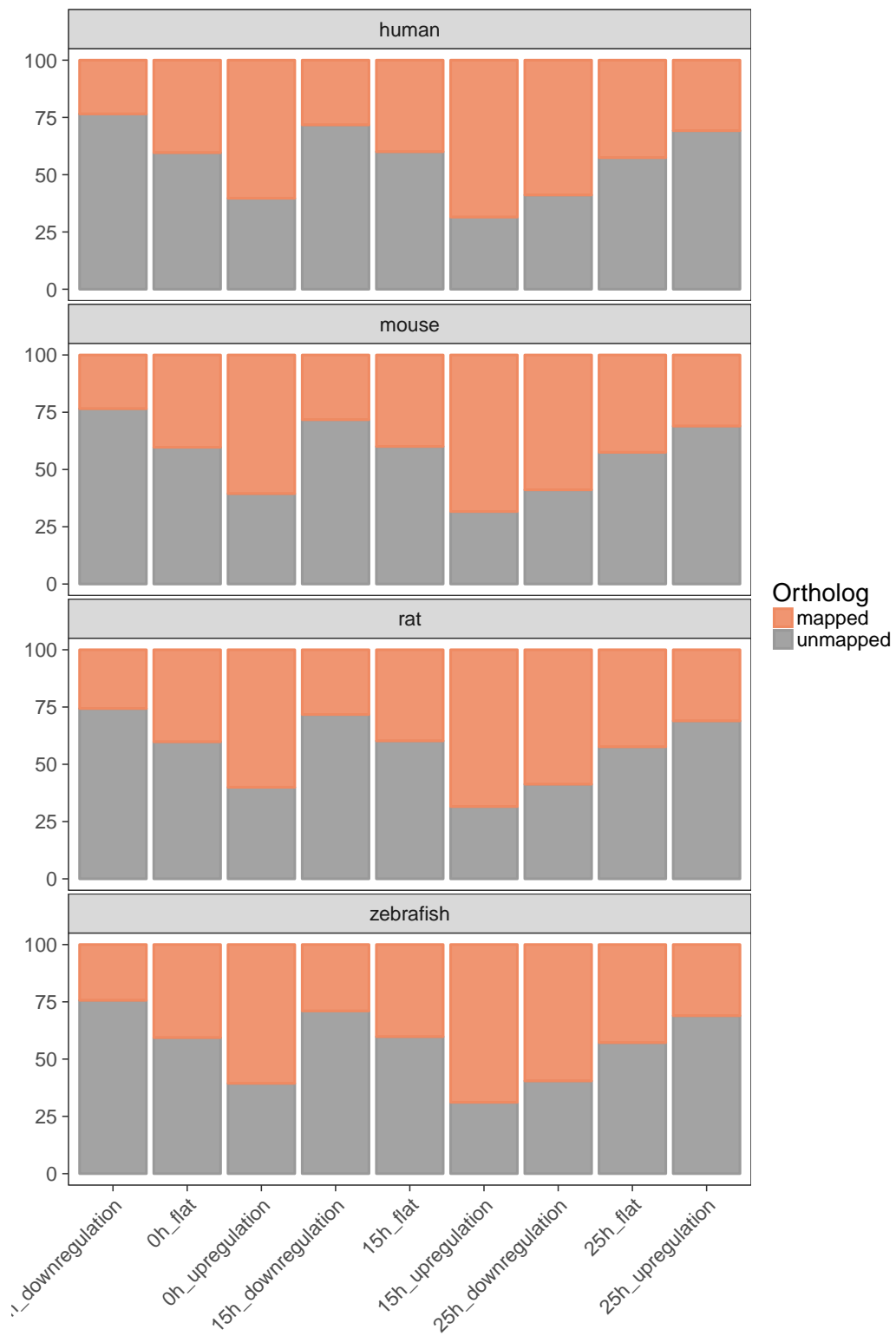


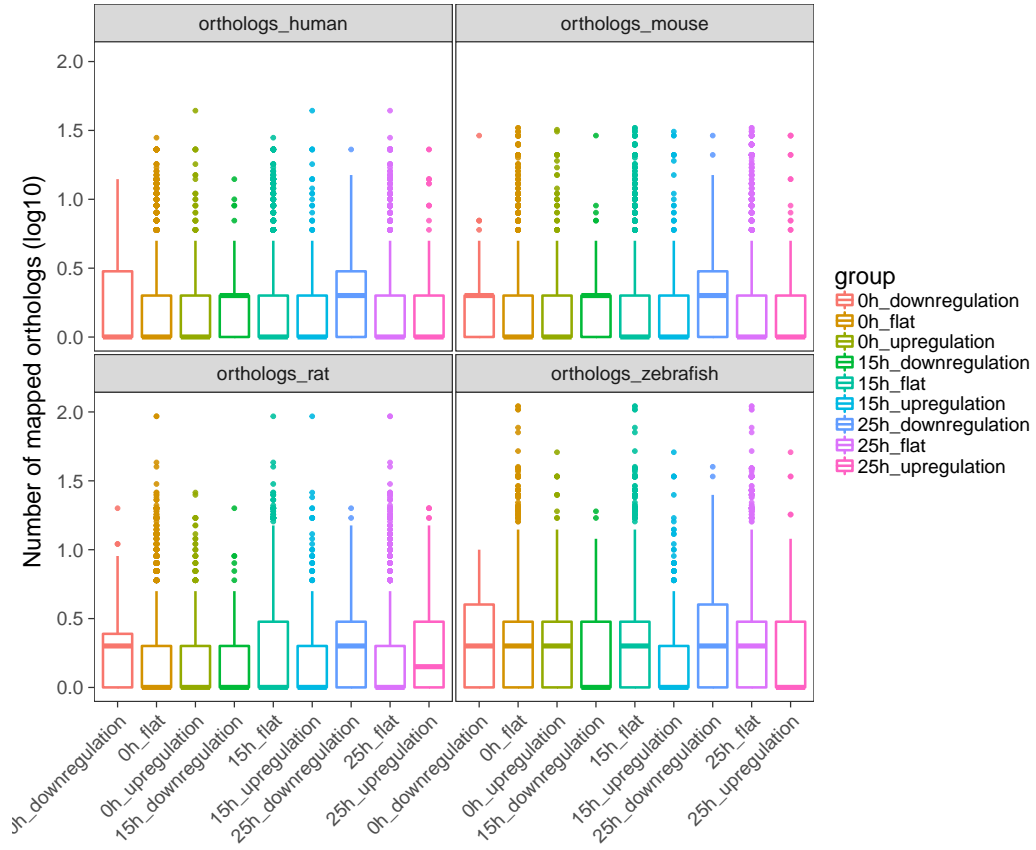
Orthologs

Regeneration

Sep. 14th,2017

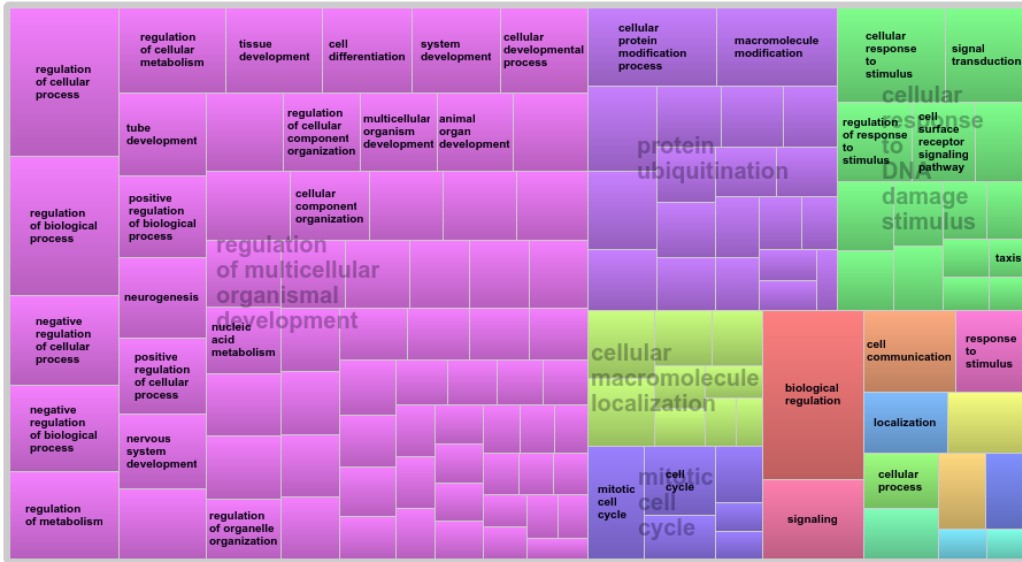






group	human mapped	human unmapped	mouse mapped	mouse unmapped	rat mapped	rat unmapped	zebrafish mapped	zebrafish unmapped
0h down	54 (23.47%)	176 (76.52%)	54 (23.47%)	176 (76.52%)	59 (25.65%)	171 (74.34%)	56 (24.34%)	174 (75.65%)
0h flat	5980 (40.39%)	8823 (59.60%)	5966 (40.30%)	8837 (59.69%)	5949 (40.18%)	8854 (59.81%)	6016 (40.64%)	8787 (59.35%)
0h up	1281 (60.28%)	844 (39.71%)	1287 (60.56%)	838 (39.43%)	1276 (60.04%)	849 (39.95%)	1288 (60.61%)	837 (39.38%)
15h down	78 (28.26%)	198 (71.73%)	78 (28.26%)	198 (71.73%)	78 (28.26%)	198 (71.73%)	80 (28.98%)	196 (71.01%)
15h flat	6066 (39.97%)	9107 (60.02%)	6061 (39.94%)	9112 (60.05%)	6036 (39.78%)	9137 (60.21%)	6103 (40.22%)	9070 (59.77%)
15h up	1171 (68.51%)	538 (31.48%)	1168 (68.34%)	541 (31.65%)	1170 (68.46%)	539 (31.53%)	1177 (68.87%)	532 (31.12%)
25h down	355 (58.87%)	248 (41.12%)	355 (58.87%)	248 (41.12%)	354 (58.70%)	249 (41.29%)	359 (59.53%)	244 (40.46%)
25h flat	6730 (42.57%)	9078 (57.42%)	6720 (42.51%)	9088 (57.48%)	6698 (42.37%)	9110 (57.62%)	6769 (42.82%)	9039 (57.17%)
25h up	230 (30.78%)	517 (69.21%)	232 (31.05%)	515 (68.94%)	232 (31.05%)	515 (68.94%)	232 (31.05%)	515 (68.94%)

2125 0h upreg genes



1306 0h upreg genes

